

CLOSING ISSUES WITH TABBED BROWSING

*Microsoft Windows & FlightStats Trip Assist
via Internet Explorer, Chrome, and Safari*

On the Open Issue List, open each issue in a separate tab by clicking “View” on each issue while holding down “Ctrl”.

FLIGHTSTATS
ITINERARY SERVICES

Home Trip Assist Trip Alert Itinerary Admin Welcome malachigraham - Log Out | Help

Filter Options

Issue Status
Open

Assigned To
Anyone

Search Reset

Display Options

Resolve By Column Display
Timezone
PDX

Search Reset

Open Issue List

Displaying 1 - 50 of 106 Issues

<< Prev 1 Next >>

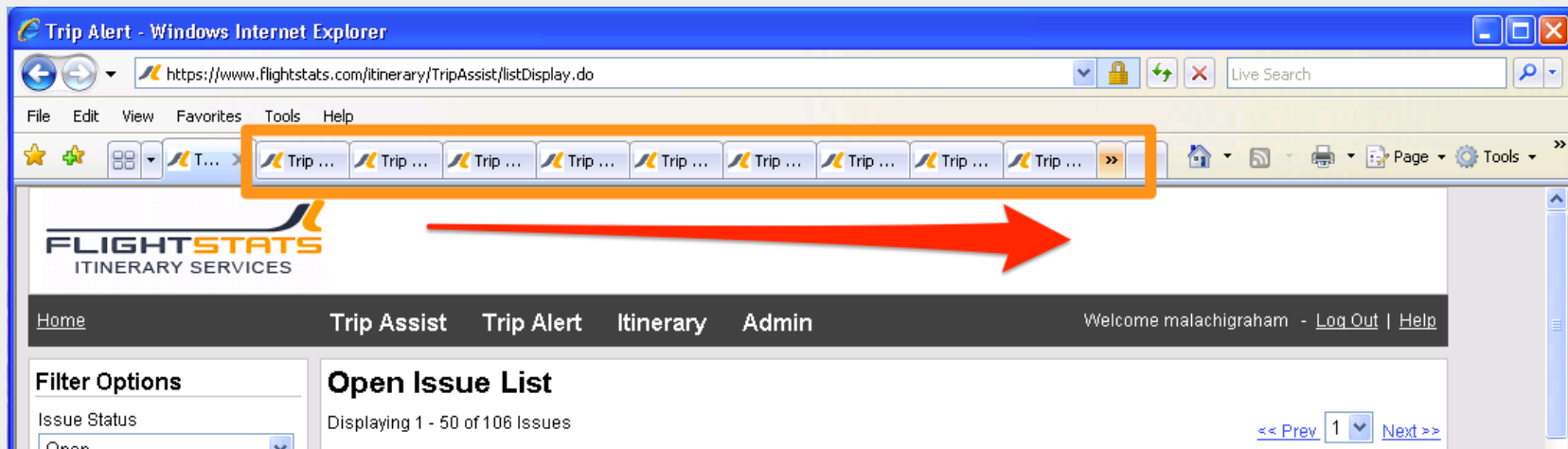
Group	Rec Loc	Type	Status	Assigned To	Resolve By	Flight	Departure	Arrival	Leg	Segment
Assist View	1E...		Open		ASAP	US 4689	DCA	RDU	2 of 2	2 of 2
Assist View	5F...		Open		ASAP	DL 1305	ATL	MSY	1 of 2	2 of 4
Assist View	DTP6C1	Cancellation	Open		ASAP	UA 4132	STL	EWR	2 of 2	2 of 2
Assist View	MUDSH2	Cancellation	Open		ASAP	UA 1115	EWR	TPA	1 of 2	1 of 4
Assist View	GBONRQ	Cancellation	Open		ASAP	DL 5768	MSP	EWR	2 of 2	4 of 4
Assist View	RVPJC2	Cancellation	Open		ASAP	US 3849	GSO	PHL	2 of 2	2 of 2
Assist View	0HT2PT	Cancellation	Open		ASAP	DL 5971	CLT	LGA	1 of 1	1 of 1
Assist View	PE4F24	Cancellation	Open		ASAP	WN 1012	LGA	DEN	2 of 2	2 of 2
Assist View	UGSIH0	Cancellation	Open		ASAP	US 681	CLT	EWR	2 of 2	4 of 4

Alternately, to close out issues for only one Itinerary Group, use Issue Search to find Open issues for desired Itinerary Group by entering the Group Name in Itinerary Filters. Then open each issue in a separate tab by clicking “View” on each issue while holding down “Ctrl”.

The screenshot displays the FlightStats Itinerary Services web application. The top navigation bar includes 'Home', 'Trip Assist', 'Trip Alert', 'Itinerary', and 'Admin'. The user is logged in as 'malachigraham'. The main content area is titled 'Issue Search' and shows 'Displaying 1 - 11 of 11 Issues'. The table below lists various issues with columns for Group, Rec Loc, Type, Status, Assigned To, Resolve By, Flight, Departure, Arrival, Leg, and Segment. A red arrow points to the 'View' links in the 'Group' column. A callout box with a plus sign and the text 'Ctrl + Click' is overlaid on the table. Below the table, there is a section for 'Itinerary Filters' with a dropdown menu for 'Itinerary Group' set to 'Another Sample Corporation' and a button labeled 'Add Itinerary Group'.

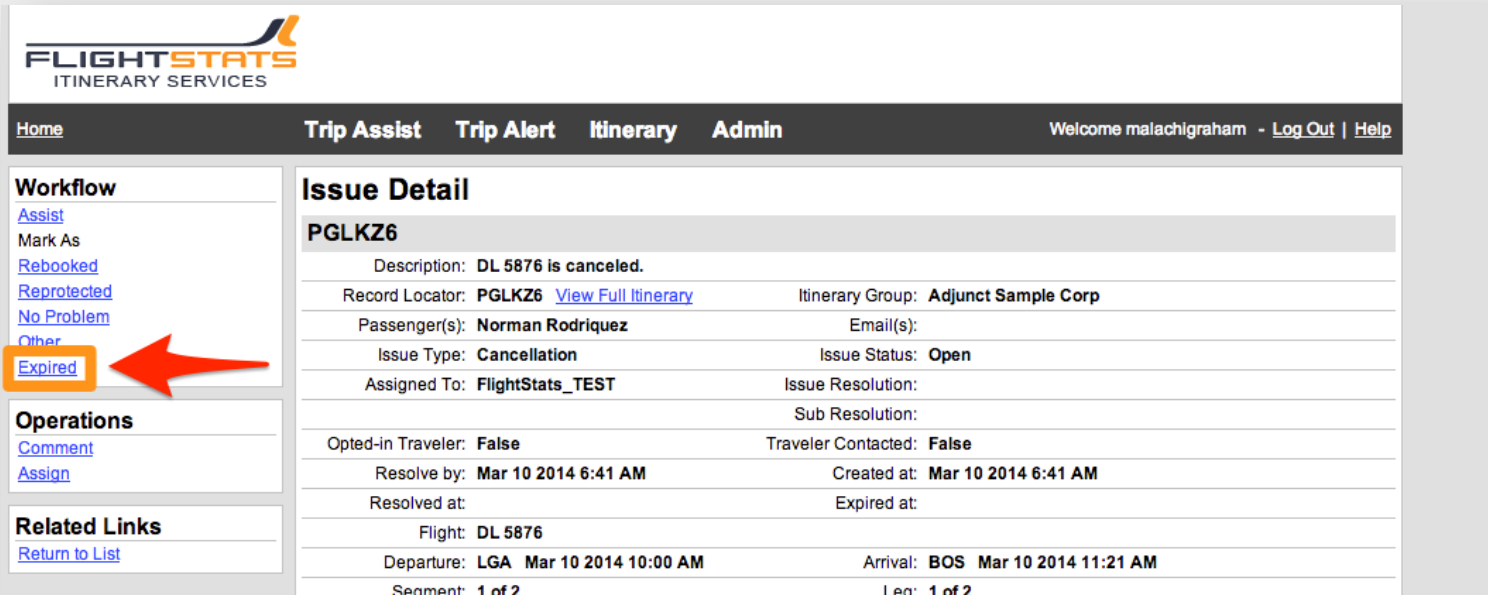
Group	Rec Loc	Type	Status	Assigned To	Resolve By	Flight	Departure	Arrival	Leg	Segment
Another Sample Corporation		Connection	Open	FlightStats_TEST	ASAP	AC 8125	YVR	YVR	3 of 3	6 of 6
Another Sample Corporation		Connection	Open	FlightStats_TEST	ASAP	AC 8125	YVR	YVR	3 of 3	6 of 6
Another Sample Corporation		Connection	Open	FlightStats_TEST	ASAP	AA 2882	DFW	LRD	2 of 2	4 of 4
Another Sample Corporation		Cancellation	Open	FlightStats_TEST	ASAP	AA 2882	DFW	LRD	2 of 2	4 of 4
Another Sample Corporation		Cancellation	Open	FlightStats_TEST	ASAP	US 2072	CLT	LGA	1 of 2	1 of 2
Another Sample Corporation		Cancellation	Open	FlightStats_TEST	ASAP	AA 2256	DFW	OKC	1 of 2	2 of 4
Another Sample Corporation		Connection	Open	FlightStats_TEST	ASAP	US 2707	PHX	PHX	1 of 1	2 of 2
Another Sample Corporation		Cancellation	Open	FlightStats_TEST	ASAP	UA 5030	RIC	CLE	1 of 2	1 of 3
Another Sample Corporation		Connection	Open	FlightStats_TEST	ASAP	AA 2364	DFW	DFW	1 of 1	2 of 2
Another Sample Corporation		Cancellation	Open	FlightStats_TEST	ASAP	US 2797	IAD	CLT	1 of 2	1 of 2
Another Sample Corporation		Cancellation	Open	FlightStats_TEST	ASAP	UA 3784	PIT	ORD	1 of 2	1 of 2

The issues will open in separate tabs which can be quickly worked through and closed.



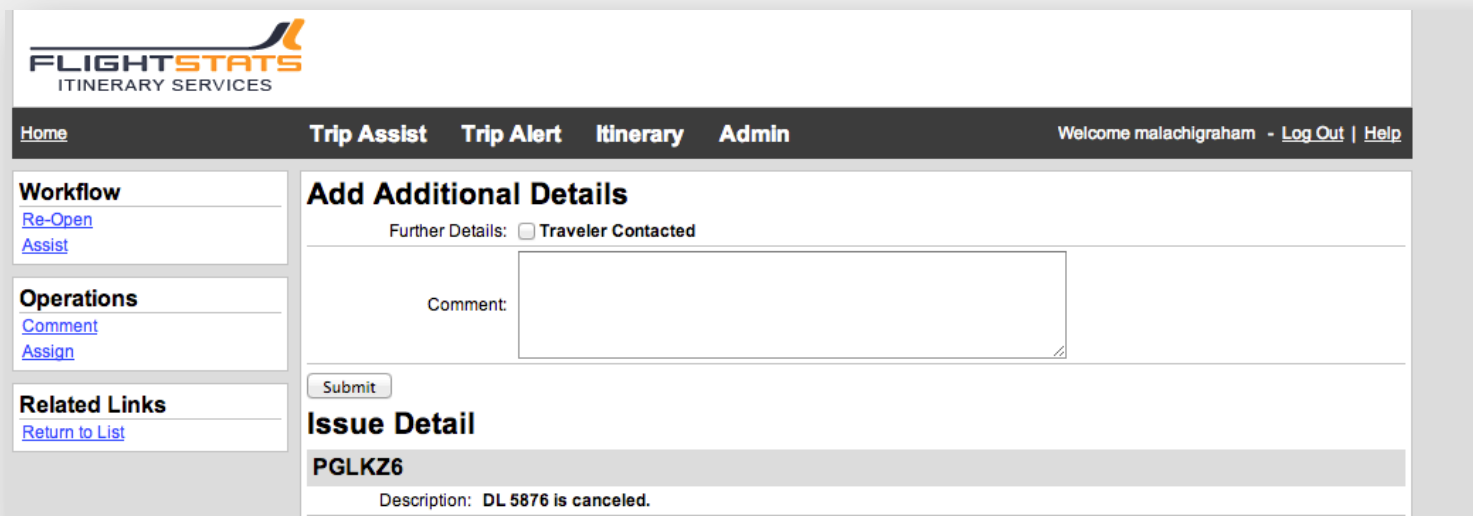
MARK AS EXPIRED

1. Select "Expired" from the Workflow menu to Resolve.



The screenshot shows the FlightStats ITinerary Services web application. The top navigation bar includes 'Home', 'Trip Assist', 'Trip Alert', 'Itinerary', and 'Admin'. The user is logged in as 'malachigraham'. The 'Workflow' menu on the left is expanded, and the 'Expired' option is highlighted with a red box and a red arrow pointing to it. The main content area displays 'Issue Detail' for record locator 'PGLKZ6', with a description 'DL 5876 is canceled.' and various fields for passenger information, issue type, and resolution status.

2. Once tab loads, close tab with shortcut: Ctrl + W



The screenshot shows the FlightStats ITinerary Services web application with the 'Add Additional Details' form open. The form includes a 'Further Details' section with a checkbox for 'Traveler Contacted' and a 'Comment' text area. Below the form is a 'Submit' button. The 'Issue Detail' section at the bottom of the page shows the same record locator 'PGLKZ6' and description 'DL 5876 is canceled.'



Close Current Tab

SHORTCUTS SUMMARY (for Microsoft Windows)

Open in New Tab:



Close Current Tab:

